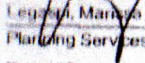



Department: Other Executive Offices
 Agency: Technical Education and Skills Development Authority
 Operating Unit: Central Office
 Organization Code (UACS): 260410100000


Particulars	UACS CODE	Current Year's Accomplishment			Physical Target (Budget Year)				Variance	Remarks	
		Actual Jan.1-Sept.30	Estimate Oct.1- Dec.30	Total	Total	1st Quarter	2nd Quarter	3rd Quarter			4th Quarter
1	2	3	4	5=3+4	6=7+8+9+10	7	8	9	10	11=6-5	12
Part A											
I. Operations											
MFO 1: TECHNICAL EDUCATION AND SKILLS DEVELOPMENT POLICY SERVICES	000003010000000										
Quantity											
Number of plans/policies developed/issued and disseminated		1,872	47	1,919	1,919	100	380	719	720		
Percentage of policies that are updated, issued, and disseminated in the last three (3) years		82.67%		82.67%	86%				86%		
Percentage of stakeholders who rate policies as good or better		To be determined thru a study	92%	92%	93%				93%		
MFO 2: TECHNICAL EDUCATION AND SKILLS DEVELOPMENT SERVICES	000003020000000										
Operations of TESDA Schools and Training Centers											
Quantity											
Number of TESDA Technology Institutions (TTIs) enrollees		178,776	78,845	257,621	257,621	38,644	77,286	90,167	51,524		
Number of TTIs graduates		152,513	79,346	231,859	231,859	34,779	69,558	81,150	46,372		
Average number of training hours per trainee		To be determined thru the TTI training calendar	356 hours	356 hours	100 hours				100 hours		
Percentage of training applications acted upon within two (2) weeks		To be determined thru the tracking system of the TTI training delivery	90%	90%	90%				90%		
Training for Work Scholarship Program (TWSP)											
Quantity											
Number of TWSP subsidized enrollees		161,770	69,809	231,579	293,333	43,999	102,667	102,667	44,000	61,754	
Number of TWSP subsidized graduates		124,433	83,988	208,421	264,000	39,600	92,400	92,400	39,600	55,579	
MFO 3: TECHNICAL EDUCATION AND SKILLS DEVELOPMENT REGULATION SERVICES	000003030000000										
TVET Program Registration and Accreditation Services											
Quantity											
No. of new programs registered		1,562	4,938	6,500	6,500	1,625	1,625	1,625	1,625		
Quality											
Percentage of compliance audit breaches at not more than 1% of total TVET programs audited		To be determined thru a compliance audit	1%	1%	1%				1%		
Competency Assessment and Certification of Skilled Workers											
Quantity											
Number of skilled workers assessed for certification		877,314	494,373	1,371,687	1,424,814	213,722	427,444	498,685	284,963	53,127	
Timeliness											
Percentage of graduates in programs with training regulations certified within five (5) days after graduation		62.74%	84%	84%	85%				85%		
Percentage of skilled workers issued with Certification within seven (7) days of their application		99.38%	80%	80%	80%				80%		


Leonard Manago
Planning Services Head / Planning Officer
Date: 25/Nov/2016

In coordination with:


Butad, Ma. Magdalena
Financial Services Head / Budget Officer
Date: 25/Nov/2016

Approved By:


De Leon, Pilar G.
Director IV, Administrative Services
Chief of Services for Administration
Date: 25/Nov/2016